

The dos and don'ts of how to ship a package.

From fragile items to overweight shipments to dangerous goods, effective packaging is essential. Here are some of the most important packaging guidelines you should follow for every shipment.

✓ Do

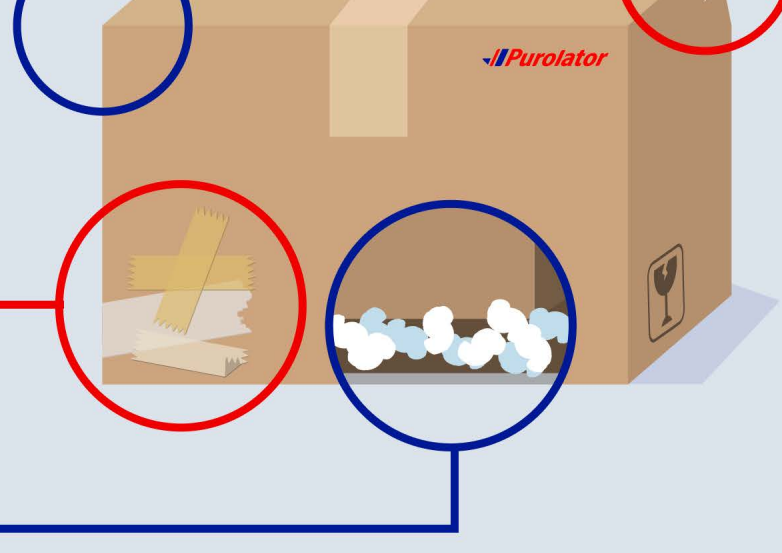
Use sturdy, undamaged shipping materials like corrugated boxes. Opt for packaging materials that have recycled content and/or are sourced from responsibly managed forests. The Forest Stewardship Council (FSC) stamp of approval is a good indicator.

✗ Don't

Use old or damaged boxes. Their structural integrity is reduced significantly and may not be able to withstand normal or rigours of transit.

✗ Don't

Use masking, Scotch or duct tape, string or elastic bands. They may not be secure enough.



✓ Do

Ensure right-sized packaging includes sufficient interior protective packaging such as cushioning materials and void fill for damage free transport.

✓ Do

Try recyclable packing materials to cushion items if needed.

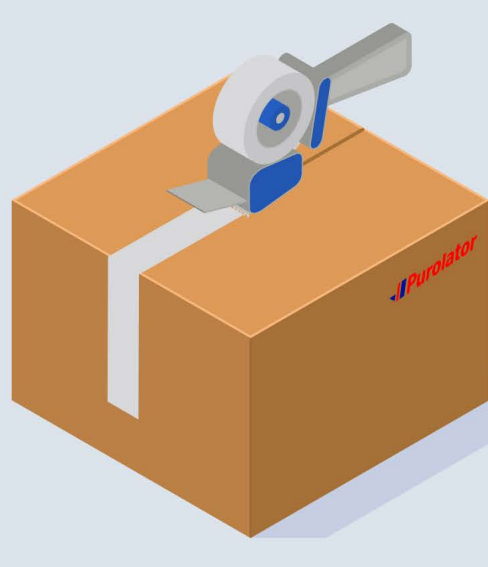


Tip: Start by testing packaging methods or using responsibly sourced packaging and filler materials. This way, right-sized packaging will make your shipping practices more cost-effective and sustainable. Employing more eco-friendly practices helps you appeal to more customers and gets your company ready for a future with more sustainable legislation for businesses.



72.5%

of consumers expect companies to reduce packaging when shipping products. Using the right boxes for shipping protects your items and lowers shipping costs. You can cater to changing consumer expectations with these three eco-friendly packaging and shipping practices.



✓ Do


Seal all flaps and seams by using the H-style taping method.

✓ Do

Pack fragile shipments with care by double boxing.

✓ Do

Completely cover all parts of any irregularly shaped items. Wrap and tape sharp edges or protruding areas too.



Purolator packaging solutions are here to help



Purolator's 2,900+ shipping access points have a full line of packaging production.

purolator.com/locations



Order shipping supplies through E-Ship Online – FREE for Purolator business account customers.

Log in or register:

purolator.com/ordersupplies

When it comes to consolidated shipping, packing and labeling packages correctly is critical. The right shipping partner can also help you package fragile items, handle overweight items and reduce shipping emissions.

Here are some key packaging tips for secure delivery:

01

Wrap the product and place it in a box.

Use sturdy, undamaged shipping materials like corrugated boxes that are reinforced to keep items intact. Opt for responsibly sourced or recyclable materials whenever possible. However, don't use old or damaged boxes. They may rip in transit.

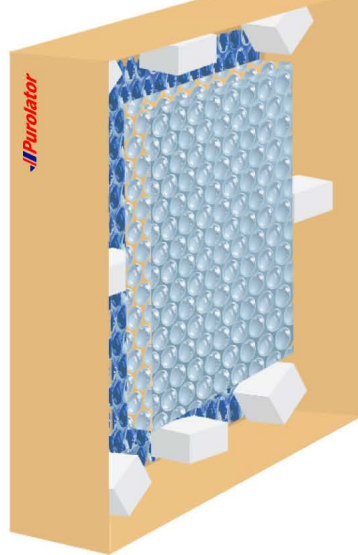


Tip: Right-sized packaging minimizes content movement during transit. This also keeps costs down since you won't pay for boxes or shipping methods that exceed your needs.

02

Cushion your items adequately.

If needed, cushion items with compostable or recyclable packing materials. This is especially important to secure fragile objects. Use at least 3" (8 cm) of packing materials. You can try eco-friendly packing materials like paper-based air cushion film.



Tip: Start by testing different packaging methods, using less material and using recycled or compostable packaging and filler materials. When using right-sized packaging be sure to leave room for interior protective packaging to restrict movement and reduce damage.


03

Seal and secure the box.

Masking, Scotch and duct tape may not be secure enough. Avoid cellophane, string, plastic strapping, elastic bands or paper overwrap. All these materials can cause problems during shipping. For most packages, 3" (7.6 cm) adhesive poly tape is best. Use the H-style taping method to close the box to reinforce box corners and ensure it doesn't open during transit.



Tip: Check out the official Purolator Packaging Guide for step-by-step instructions. From framed artwork to medical equipment, we'll walk you through the best practices for packaging every item securely.



04

Label your packages clearly and completely.

Make sure the package is free of labels and markings from previous shipments. Create a legible label complete with full delivery and contact details. Include an extra copy of the label inside the box. Place the label on the box's largest surface. Be sure it isn't placed over the seams of the box, over the box edges or covered with tape.

05

Treat irregularly shaped and fragile items with extra care.

Completely cover all parts of any irregularly shaped items. Wrap and tape sharp edges or protruding areas too. Pack fragile shipments with care by double boxing.



Need more help? Follow these steps for guidance on special shipping services, shipping to and from specific destinations and more.

[Get shipping help](#)

Purolator
Promises delivered™